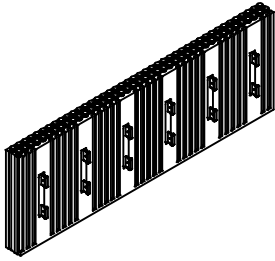
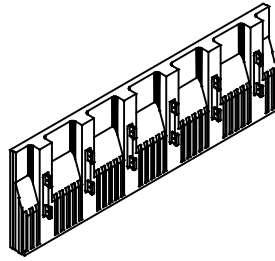


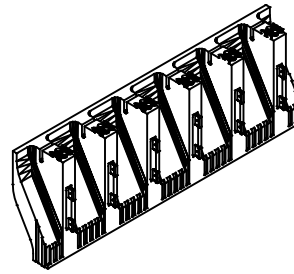
LOGIX KNOCK DOWN PANELS



Standard

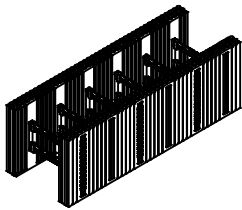


Taper Top

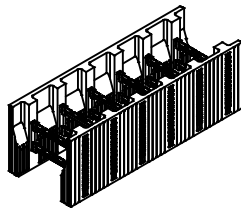


Brick Ledge

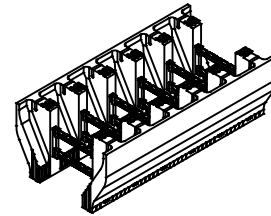
LOGIX KNOCK DOWN FORM COMBINATIONS



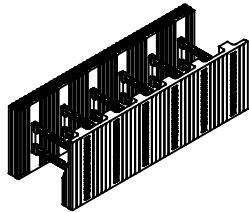
Standard—Standard



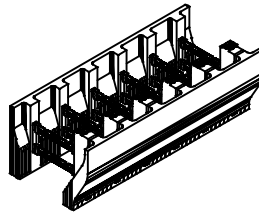
Taper Top—Taper Top



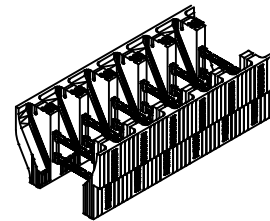
Brick Ledge—Brick Ledge



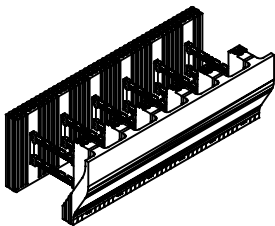
Standard—Taper Top



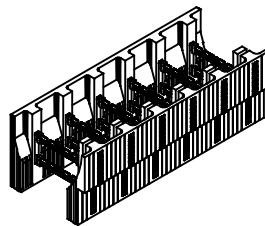
Taper Top—Brick Ledge



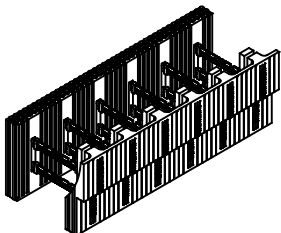
Brick Ledge—Transition Block



Standard—Brick Ledge



Taper Top—Transition Block



Standard—Transition Block



www.logixcf.com
1-866-944-0153

The drawing represented herein is to be used as a reference guide only; the user shall check to ensure the drawing meets local building codes and construction practices by consulting local building officials and professionals, including any additional requirements. Logix reserves the right to make changes to the drawing without notice and assumes no liability in connection with the use of the drawing including modification, copying or distribution.

Drawing:
5.1.2.3

Date:
Dec 24/16

Title:

LOGIX KD FORM COMBINATIONS